



Corporate Profile

For more than 45 years AMD has driven innovation in high-performance computing, graphics, and visualization technologies — the building blocks for gaming, immersive platforms, and the datacenter. Hundreds of millions of consumers, leading Fortune 500 businesses, and cutting-edge scientific research facilities around the world rely on AMD technology daily to improve how they live, work, and play. AMD employees around the world are focused on building great products that push the boundaries of what is possible.

Primary IR Contact:
AMD Investor Relations
Phone: (408)749-3124
E-mail:
Investor.Relations@amd.com

Stock Performance

AMD (NASDAQ: AMD)
Exchange NASDAQ GS (US Dollar)
Price \$12.60
Change (%) ▲0.13 (1.04%)
Volume 31,542,980
52 Week Low \$9.67
Market Cap \$12,031,038,579
Shares Outstanding 964,798,603

Data as of 01/19/18 1:02 p.m. ET



Recent Headlines

1/10/18
AMD and JD.com Announce Collaboration to Expand Availability of AMD Ryzen Desktop Processors in China

1/9/18
AMD to Report Fiscal Fourth Quarter and Full Year 2017 Financial Results


1/8/18
AMD Redefines High-Performance Computing with New Processor and Graphics Products Preview at CES 2018


12/13/17
Baidu Deploys AMD EPYC Single Socket Platforms to Power its 'ABC' Datacenters

Upcoming Events


Date	Title
01/30/18 5:00 p.m. ET	Q4 2017 AMD Earnings Call






















Board of Directors

 Chairman of the Board

 Chairperson

 Member

 Financial Expert

	Audit and Finance Committee	Compensation and Leadership Resources Committee	Innovation and Technology Committee	Nominating & Corporate Governance Committee
John E. Caldwell 				
Nora M. Denzel				
Nicholas M. Donofrio				
Mark Durcan				
John W. Marren				
Joseph A. Householder 				
Michael J. Inglis				
Dr. Lisa T. Su*				
Abhi Talwalkar				
Ahmed Yahia*				

* Independent Director

Ownership Summary

Shareholders				
	Holders	Value (\$MM)	% O/S	Shares
Institution	663	8,461.11	71.4	688,871,757
Mutual Fund	899	3,677.49	34.0	328,051,897
Insider *	10	75.85	0.7	6,575,760

*Insider values reflect direct beneficial ownership.

Top Holders				
	Shares Held	% O/S	Share Change	Filing Date
The Vanguard Group, Inc.	102,027,325	10.6	9,774,723	12/29/17
Mubadala Investment Company PJSC	56,906,166	5.9	-40,000,000	08/04/17
Wellington Management Company, LLP	44,706,838	4.6	7,663,014	09/30/17
BlackRock Institutional Trust Company, N.A.	43,640,114	4.5	1,385,804	09/30/17
State Street Global Advisors (US)	31,440,219	3.3	-319,464	09/30/17
Fidelity Management & Research Company	27,025,081	2.8	3,429,346	09/30/17
Discovery Capital Management, LLC	21,880,665	2.3	2,388,800	09/30/17
OppenheimerFunds, Inc.	20,053,813	2.1	-18,566	09/30/17
Nuveen LLC	16,463,863	1.7	4,353,916	09/30/17
Baillie Gifford & Co.	14,730,102	1.5	-74,889	09/30/17

Data provided by Nasdaq. Minimum 15 minutes delayed.

© 2015 Advanced Micro Devices, Inc.